



US00D507366S

(12) **United States Design Patent**
Opolka

(10) **Patent No.:** **US D507,366 S**

(45) **Date of Patent:** **** Jul. 12, 2005**

(54) **UNDERWATER TORCH LAMP**

D493,007 S * 7/2004 Rugendyke et al. D26/37

(75) Inventor: **Harald Opolka**, Solingen (DE)

* cited by examiner

(73) Assignee: **Zweibruder Optoelectronics GmbH**, Solingen (DE)

Primary Examiner—Marcus A Jackson

(74) *Attorney, Agent, or Firm*—Herbert Dubno

(**) Term: **14 Years**

(57) **CLAIM**

The ornamental design for an underwater torch lamp, as shown and described.

(21) Appl. No.: **29/212,407**

(22) Filed: **Aug. 31, 2004**

DESCRIPTION

(30) **Foreign Application Priority Data**

Mar. 11, 2004 (EP) 145735

FIG. 1 is a front, top, right-side perspective view of an underwater torch lamp showing my new design;

FIG. 2 is a left-side elevational view thereof with the safety cord omitted;

(51) **LOC (8) Cl.** **26-02**

(52) **U.S. Cl.** **D26/37**

FIG. 3 is a rear elevational view thereof with the safety cord omitted;

(58) **Field of Search** D26/37-50; 362/157, 362/158, 171-174, 183-208

FIG. 4 is a top plan view thereof with the safety cord omitted; and,

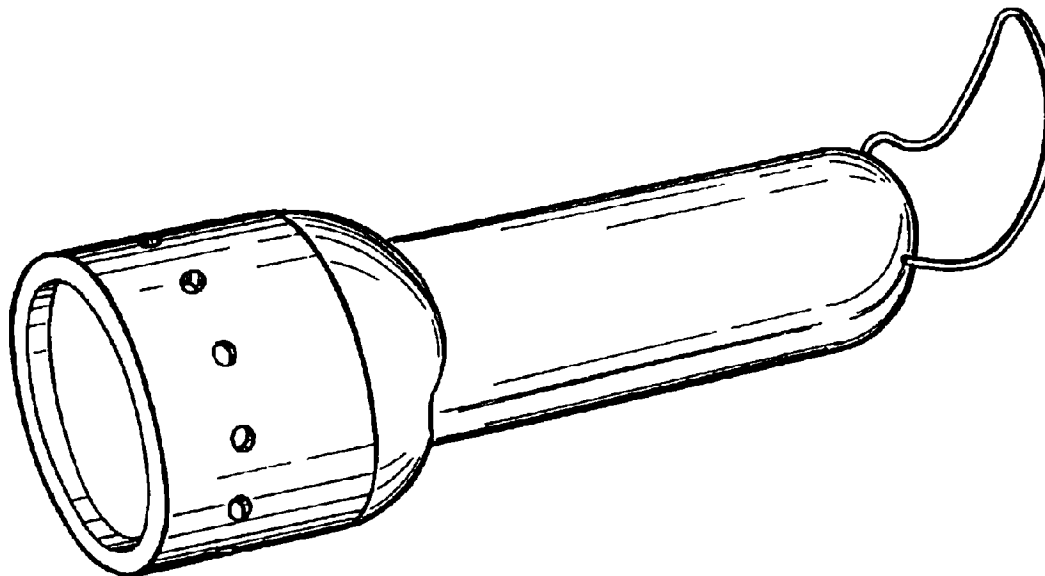
FIG. 5 is a front elevational view thereof with the safety cord omitted.

(56) **References Cited**

U.S. PATENT DOCUMENTS

D403,446 S * 12/1998 Lynch et al. D26/37

1 Claim, 3 Drawing Sheets



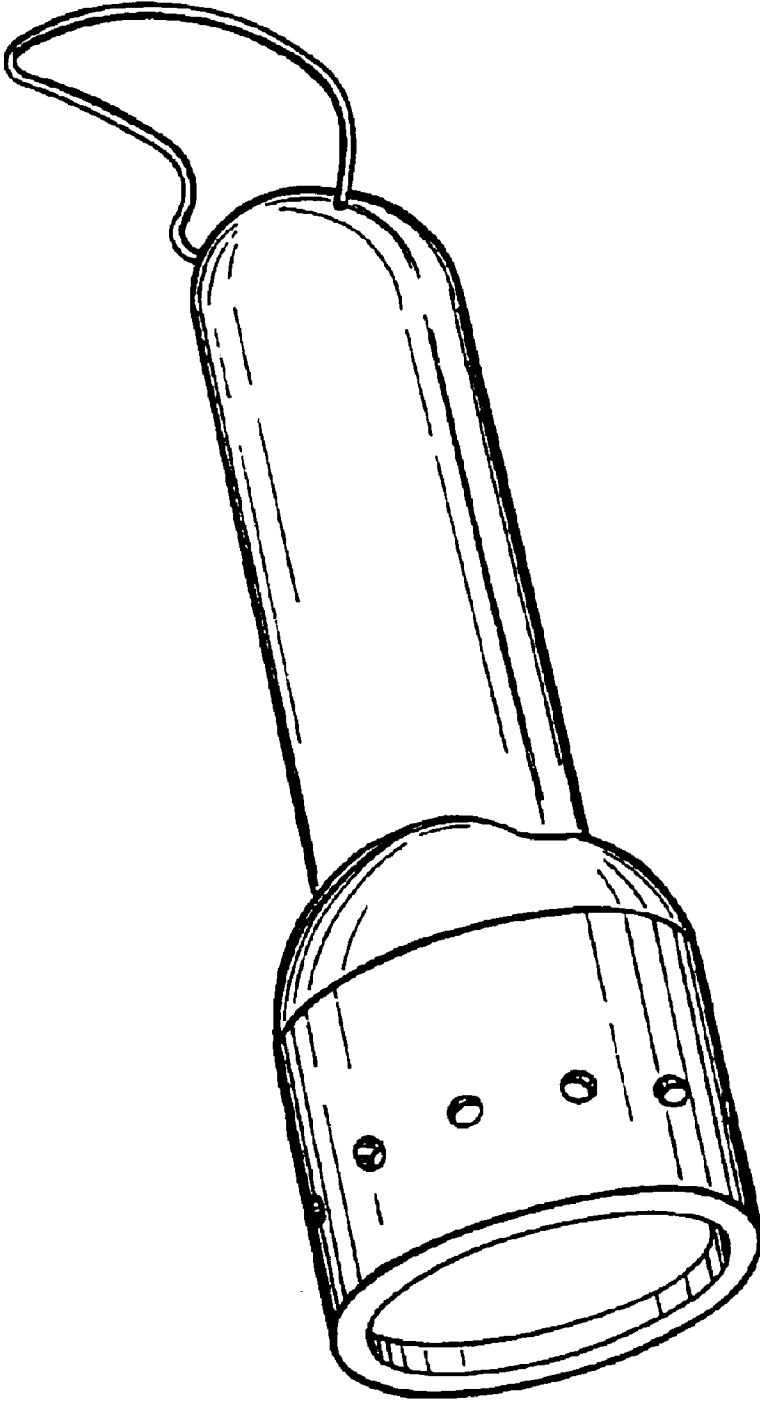


FIG.1

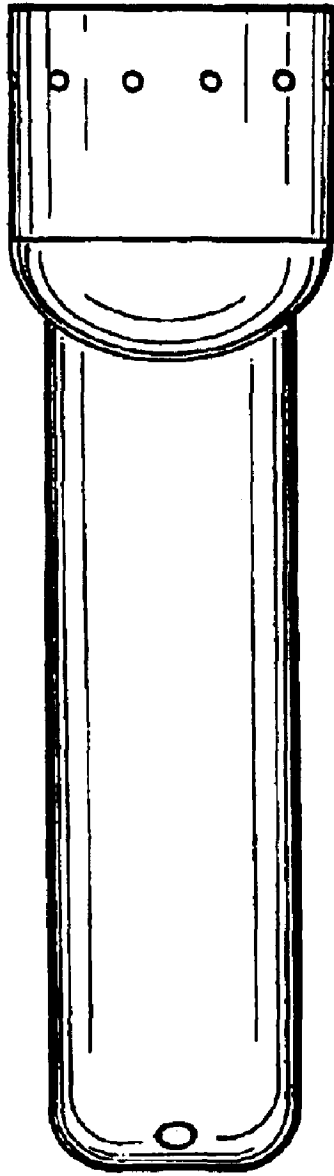


FIG. 2

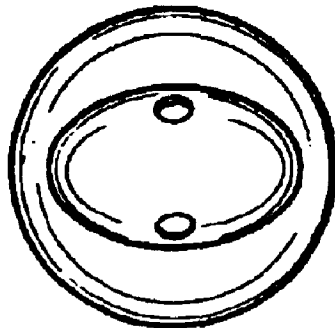


FIG. 3

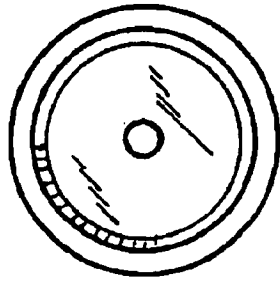


FIG. 5

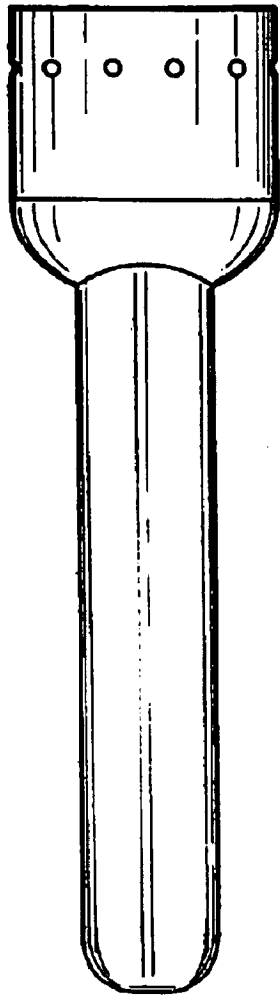


FIG. 4