



US00D527481S

(12) **United States Design Patent**
Opolka

(10) **Patent No.:** **US D527,481 S**

(45) **Date of Patent:** **** Aug. 29, 2006**

(54) **FLASHLIGHT**

(75) Inventor: **Rainer Opolka**, Solingen (DE)

(73) Assignee: **Zweibruder Optoelectronics GmbH**, Soligen (DE)

(**) Term: **14 Years**

(21) Appl. No.: **29/238,393**

(22) Filed: **Sep. 14, 2005**

(30) **Foreign Application Priority Data**

Mar. 16, 2005 (EM) 000310206-0001

(51) **LOC (8) Cl.** **26-02**

(52) **U.S. Cl.** **D26/49**

(58) **Field of Classification Search** D26/37-50;
362/157, 158, 171-174, 183-208

See application file for complete search history.

(56) **References Cited**

U.S. PATENT DOCUMENTS

D465,045 S * 10/2002 Yamamoto et al. D26/49

D497,020 S * 10/2004 Lee D26/49
D503,007 S * 3/2005 Duscha et al. D26/49
D510,637 S * 10/2005 Chan D26/49
D513,642 S * 1/2006 Zhang D26/49

* cited by examiner

Primary Examiner—Marcus A. Jackson

(74) *Attorney, Agent, or Firm*—Herbert Dubno

(57) **CLAIM**

The ornamental design for a flashlight, as shown and described.

DESCRIPTION

FIG. 1 is a right side elevational view of a flashlight showing my new design;

FIG. 2 is a front elevational view thereof;

FIG. 3 is a rear elevational view thereof;

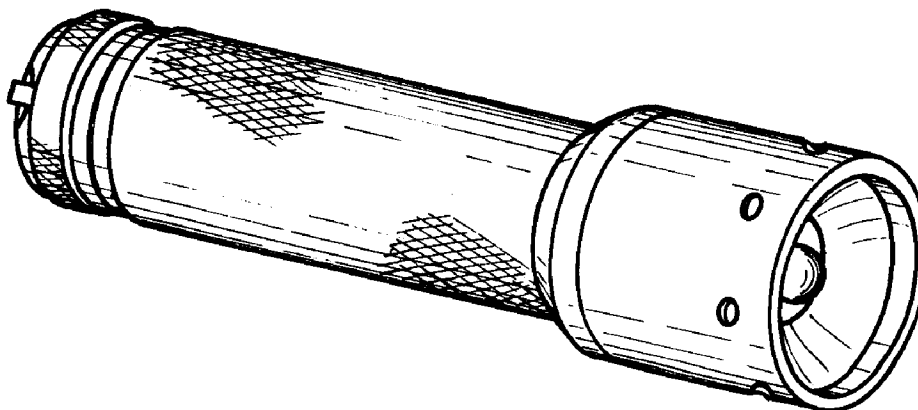
FIG. 4 is a left side elevational view thereof;

FIG. 5 is a top plan view thereof, the bottom plan view being mirror symmetrical thereto;

FIG. 6 is a rear, left-side top perspective view thereof; and,

FIG. 7 is a front, left-side top perspective view thereof.

1 Claim, 4 Drawing Sheets



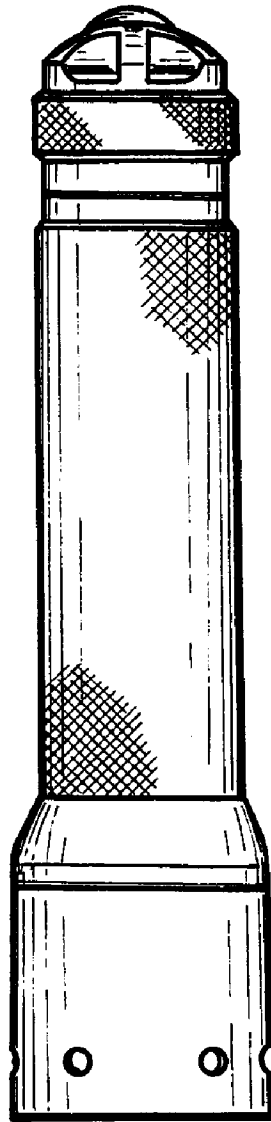


FIG. 1




FIG. 2




FIG.3

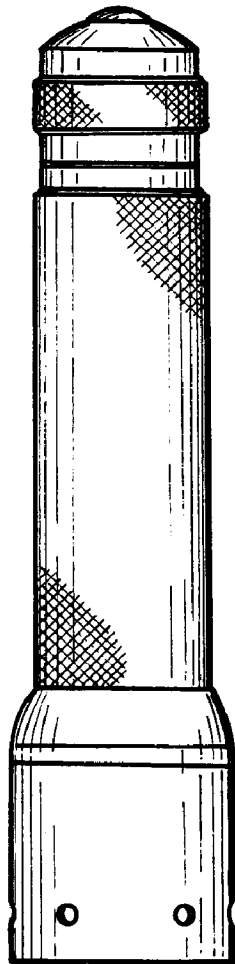


FIG.4

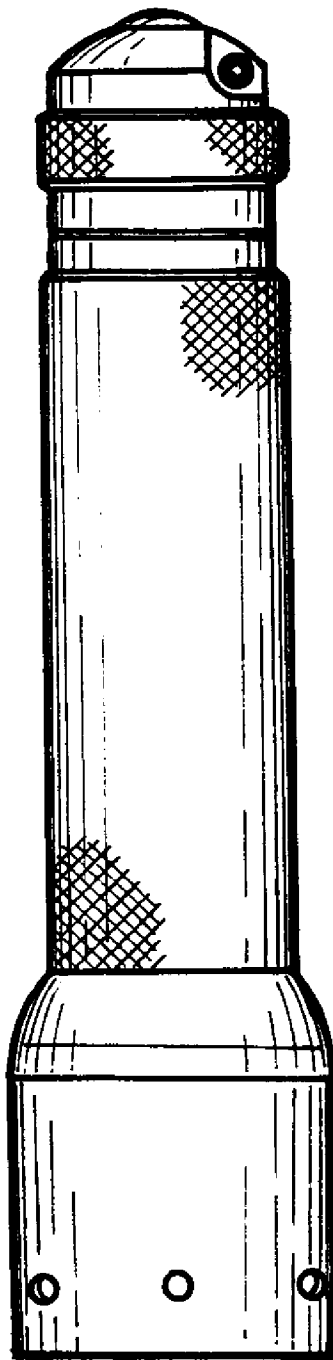


FIG.5

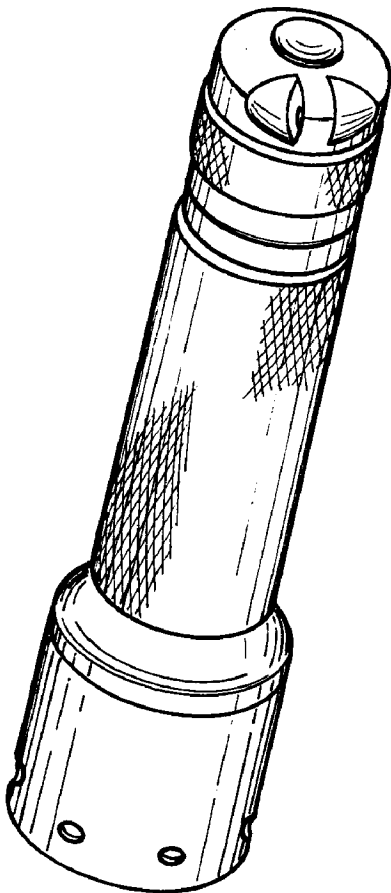


FIG. 6

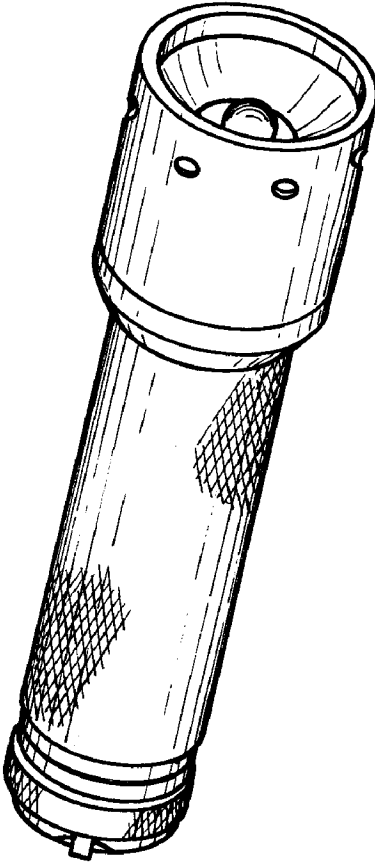


FIG. 7