



US00D583087S

(12) **United States Design Patent**
Opolka

(10) **Patent No.:** **US D583,087 S**

(45) **Date of Patent:** **** Dec. 16, 2008**

(54) **FLASHLIGHT**

(75) Inventor: **Rainer Opolka**, Solingen (DE)

(73) Assignee: **Zweibruder Optoelectronics GmbH**, Solingen (DE)

(**) Term: **14 Years**

(21) Appl. No.: **29/293,002**

(22) Filed: **Nov. 6, 2007**

(30) **Foreign Application Priority Data**

May 7, 2007 (EM) 000718598

(51) **LOC (8) Cl.** **26-02**

(52) **U.S. Cl.** **D26/49**

(58) **Field of Classification Search** D26/24,
D26/27-28, 46, 49, 51; 362/157, 181, 183,
362/190-191, 194-196, 200-202, 204-206;
361/208

See application file for complete search history.

(56) **References Cited**

U.S. PATENT DOCUMENTS

D263,170	S	*	2/1982	Maglica	D26/49
D306,492	S	*	3/1990	Sharrah	D26/49
D312,509	S	*	11/1990	Sharrah	D26/49
D351,245	S	*	10/1994	Maglica	D26/49
D353,217	S	*	12/1994	Maglica	D26/49
D370,543	S	*	6/1996	Huen	D26/49
D479,354	S	*	9/2003	Sharrah et al.	D26/49
D507,366	S	*	7/2005	Opolka	D26/37
D527,126	S	*	8/2006	Opolka	D26/37

D557,840 S * 12/2007 Shiu et al. D26/37
D563,007 S * 2/2008 Opolka D26/49

* cited by examiner

Primary Examiner—Ian Simmons

Assistant Examiner—Dana L Sipos

(74) *Attorney, Agent, or Firm*—Andrew Wilford

(57) **CLAIM**

I claim the ornamental design for a flashlight, as shown and described.

DESCRIPTION

FIG. 1 is a front elevational view of the flashlight according to the invention;

FIG. 2 is a rear elevational view of the flashlight;

FIG. 3 is a left-side elevational view of the flashlight, the right side being a mirror image thereof;

FIG. 4 is a top view of the flashlight;

FIG. 5 is a front elevational view of a second flashlight according to the invention;

FIG. 6 is a rear elevational view of the second flashlight;

FIG. 7 is a left-side elevational view of the second flashlight, the right side being a mirror image thereof;

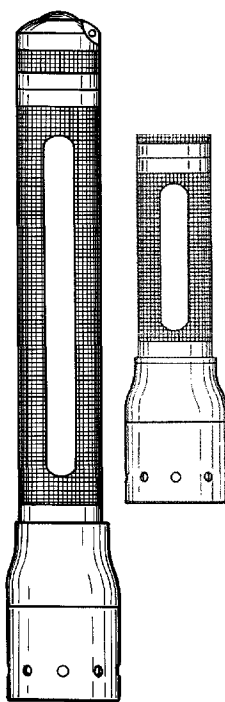
FIG. 8 is a top view of the second flashlight;

FIG. 9 is a side elevational view of a third flashlight according to the invention;

FIG. 10 is a rear elevational view of the third flashlight; and,

FIG. 11 is a top view of the third flashlight.

1 Claim, 6 Drawing Sheets






FIG. 1




FIG.2

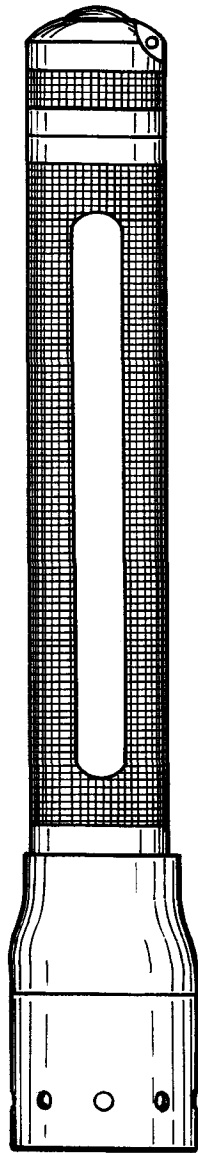


FIG. 3

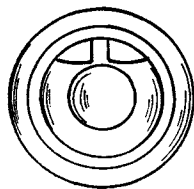


FIG. 4

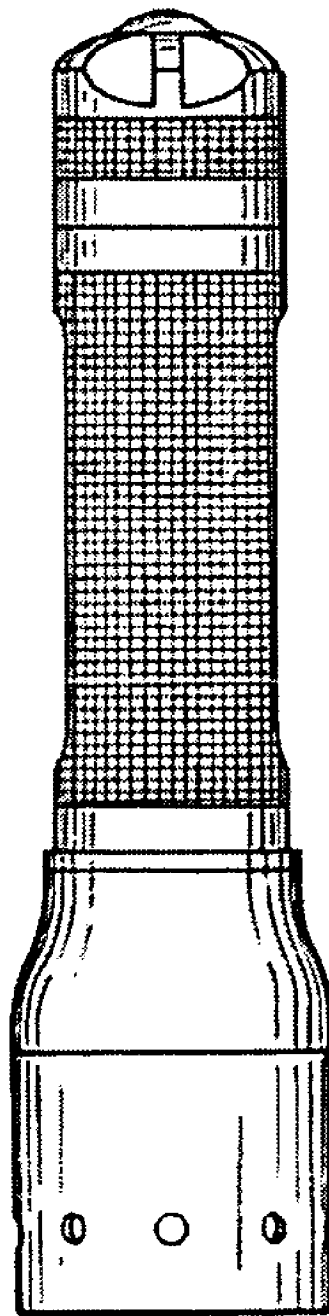


Fig. 5

Fig. 7

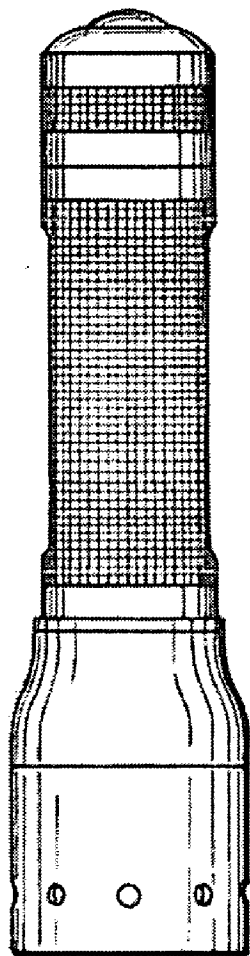
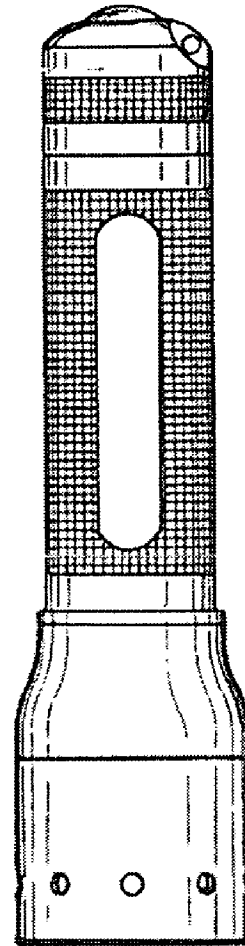


Fig. 6




Fig. 8

Fig. 10

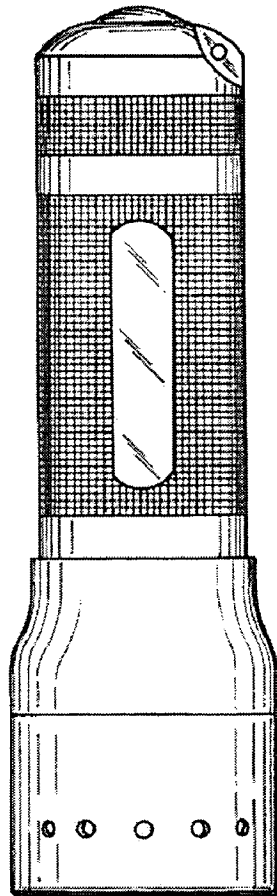


Fig. 9

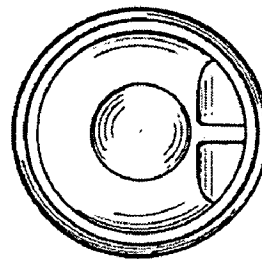
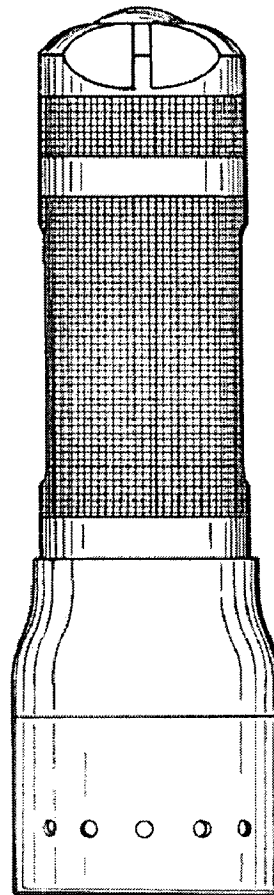


Fig. 11