



US00D527126S

(12) **United States Design Patent**  
**Opolka**

(10) **Patent No.:** **US D527,126 S**

(45) **Date of Patent:** **\*\* Aug. 22, 2006**

(54) **FLASHLIGHT**

D493,007 S \* 7/2004 Rugendyke et al. .... D26/37  
D507,366 S \* 7/2005 Opolka ..... D26/37

(75) Inventor: **Rainer Opolka**, Solingen (DE)

\* cited by examiner

(73) Assignee: **Zweibruder Optoelectronics GmbH**,  
Solingen (DE)

*Primary Examiner*—Marcus A. Jackson

(74) *Attorney, Agent, or Firm*—Andrew Wilford

(\*\*) Term: **14 Years**

(57) **CLAIM**

(21) Appl. No.: **29/234,779**

The ornamental design for a flashlight, as shown and described.

(22) Filed: **Jul. 22, 2005**

(30) **Foreign Application Priority Data**

**DESCRIPTION**

Jan. 27, 2005 (EM) ..... 000287214-0001

(51) **LOC (8) Cl.** ..... **26-02**

FIG. 1 is a front, top, right-side perspective view of a flashlight showing my new design;

(52) **U.S. Cl.** ..... **D26/37**

FIG. 2 is a top plan view thereof;

(58) **Field of Classification Search** ..... D26/37-50;  
362/157, 158, 171-174, 183-208

FIG. 3 is a front elevational view thereof;

FIG. 4 is a rear elevational view thereof;

See application file for complete search history.

FIG. 5 is a bottom plan view thereof; and,

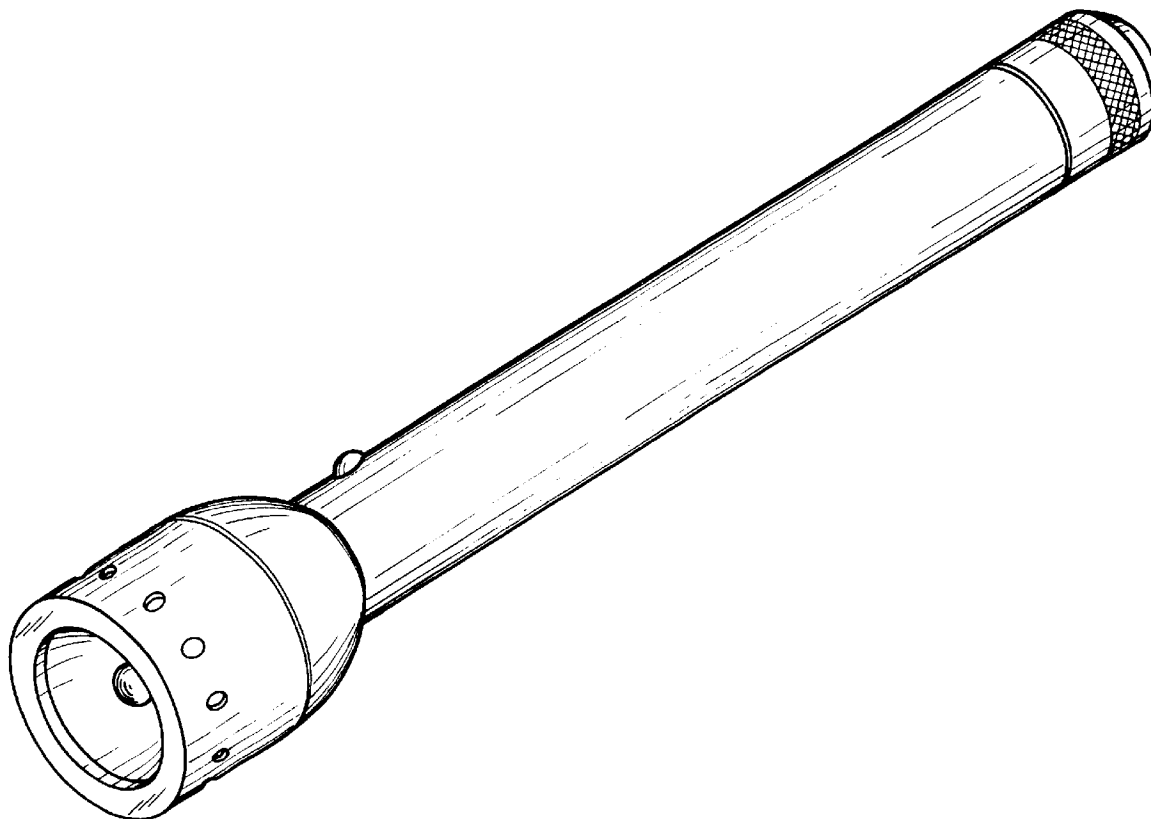
FIG. 6 is a left side elevational view thereof.

(56) **References Cited**

**U.S. PATENT DOCUMENTS**

D403,446 S \* 12/1998 Lynch et al. .... D26/37

**1 Claim, 4 Drawing Sheets**



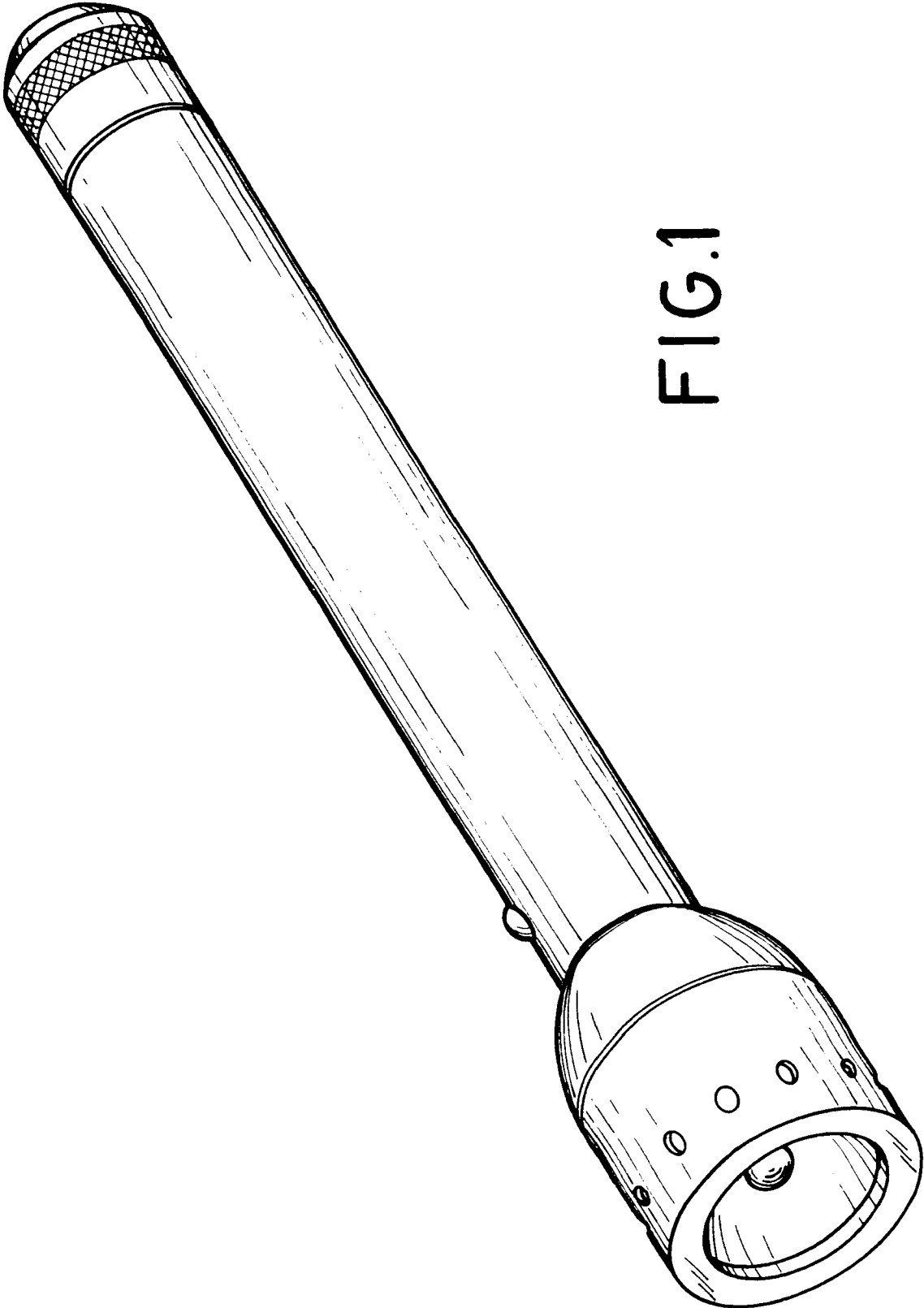


FIG. 1

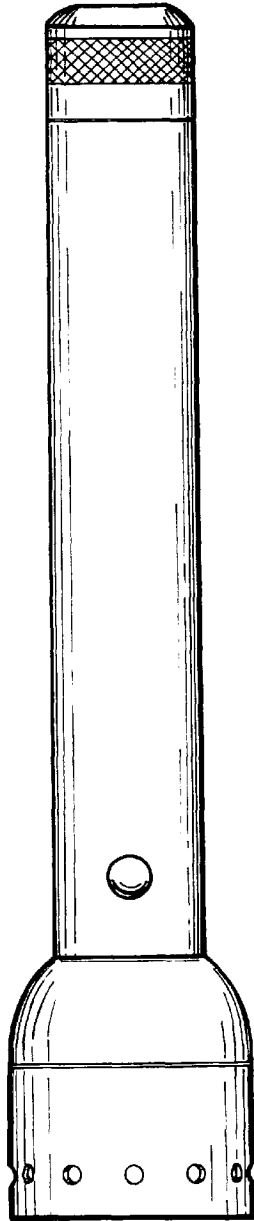


FIG. 2

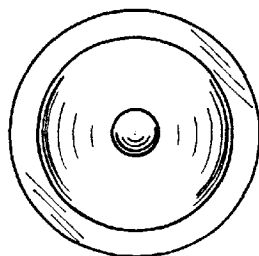


FIG. 3

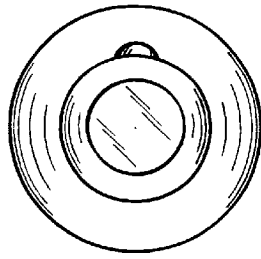


FIG. 4

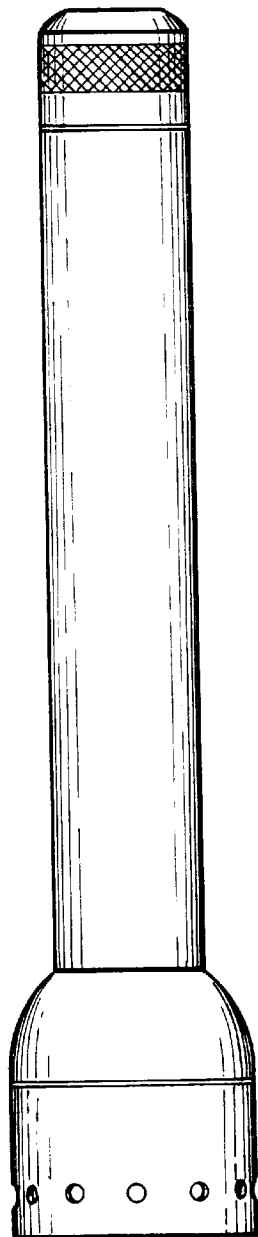


FIG. 5

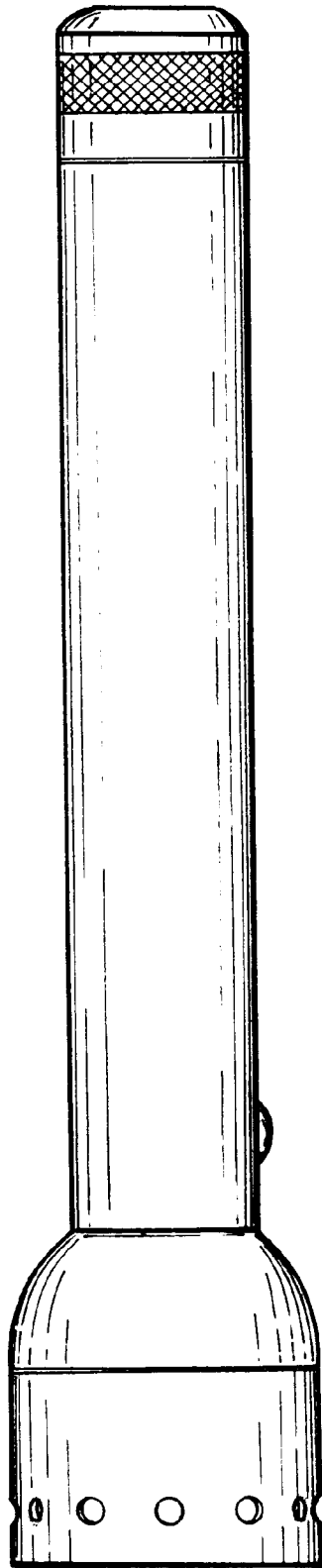


FIG. 6